

Indexing Plunger with Handle

6-211



Advantages

- Indexing plunger with spring-loaded handle.
- Installed using a simple push into the cutout.
- Enables fixing of covers and flaps in defined positions.
- Also usable as a hinge.
- Flexible use for material thicknesses from 1 - 13mm.
- Distance ring 8 and 4mm included in scope of delivery.

Material

- **Indexing plunger:** steel, zinc plated
- **Handle:** PA, green
- **Distance ring:** PA, black

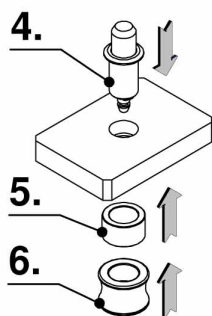
Remarks

H depending on clamping range (S) 9.6 - 5.6mm

1. assembled product with distance ring 8mm (clamping range (S) 1 - 5mm).
2. assembled product with distance ring 4mm (clamping range (S) 5 - 9mm).
3. assembled product **without** distance ring (clamping range (S) 9 - 13mm).

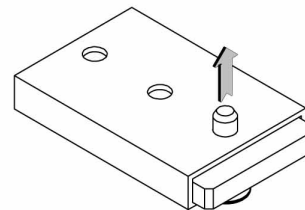
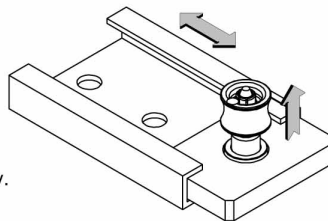
Indexing Plunger with Handle

Product number	Cutout housing	Cutout pin	D	1. clamping range (S) with 8mm distance ring	2. clamping range (S) with 4mm distance ring	3. clamping range (S) without distance ring	H depending on clamping range (S)	Delivery Unit
a) 245-9305.00-00000	Ø 9.5 + 0.1 mm	Ø 6,1 + 0,1 mm	6 mm	1 mm - 5 mm	5 mm - 9 mm	9 mm - 13 mm	Ø 9.6 - 5.6 mm	20 pcs.
b) 245-9306.00-00000	Ø 9.5 + 0.1 mm	Ø 8,1 + 0,1 mm	8 mm	1 mm - 5 mm	5 mm - 9 mm	9 mm - 13 mm	Ø 9.6 - 5.6 mm	20 pcs.



To install, the indexing plunger 4. is simply pushed into the cutout without the use of tools or hardware. The distance ring 5. (if needed) and the handle 6. will be put over the housing and snap into the groove of the plunger pin captively.

Operation sequence



To lock, the spring-loaded handle is released.
To loosen, the spring-loaded handle is pulled out.

